

# VACdynamic 2.4



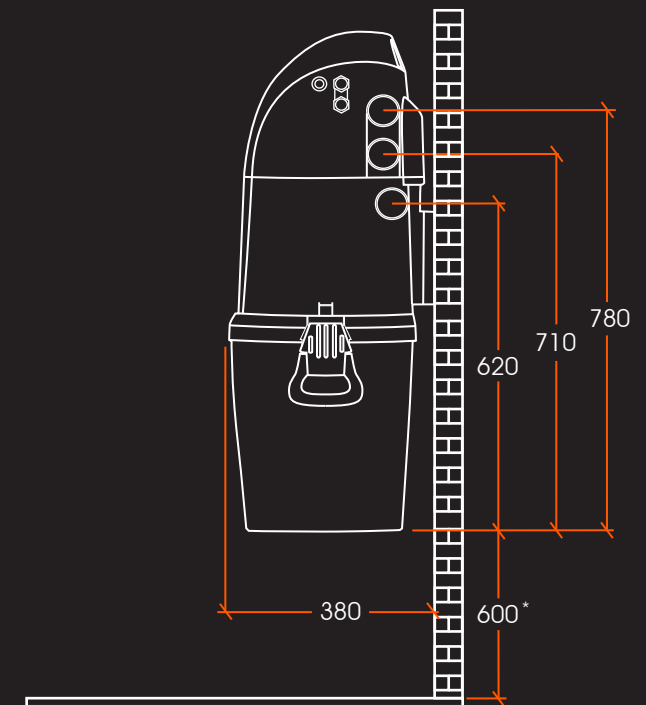
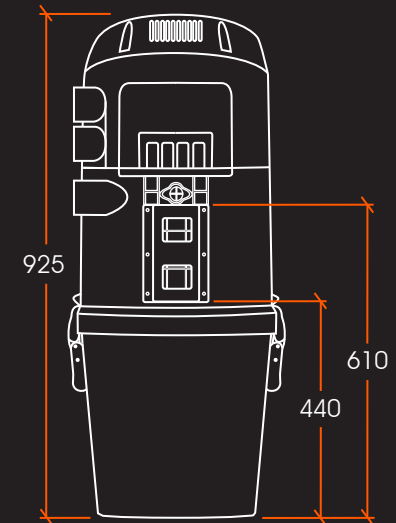
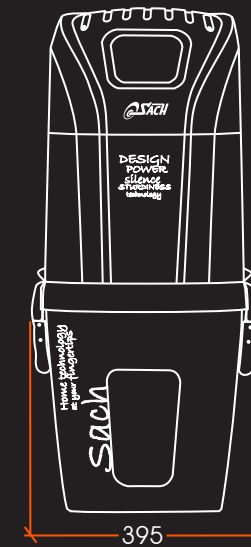
## TECHNICAL CHARACTERISTICS

Power (W)	2400 (2 x 1200W)
Air-flow (m <sup>3</sup> /h)	294
Waterlift (mm/H <sub>2</sub> O)	2800
Airwatts	835
HEPA filter surface area (cm <sup>2</sup> )	6000
HEPA filter surface area (cm <sup>2</sup> )	1300
Bin Capacity (L)	28
Noise level (dB)	≤60
Weight (kg)	17

2x High-speed through-flow motor

## RECOMMENDATIONS FOR INSTALLATION

Dwelling size in m <sup>2</sup>	≤900
Furthest valve from the unit (lm)	60
Maximum number of inlet valves	20



\* Minimum space recommended to allow the dust container to be emptied comfortably.