

Philips Azur
Steam iron with
SteamGlide soleplate and
Safety auto off

- 180 g steam boost
- 50 g/min steam
- 2600 W

GC4850/27



Designed for perfection

Iron with powerful steam performance

This new Philips Azur iron comes with an optimal design and weight to maneuver the iron easily over the garment, even into the hard to reach areas. Together with its powerful steam performance it gives you all you need for perfect results.

Easily removes creases

- Steam output of up to 50 g/min for better crease removal
- 2600 W for quick heat up and powerful performance
- 180 g steam boost to remove stubborn creases easily

Easy gliding on all fabrics

- SteamGlide soleplate is Philips premium soleplate

Longer lifetime

- Double Active Calc System prevents scale build-up

Designed for perfect results

- Optimal design to manoeuvre the iron easily over the garment
- Lightweight to move the iron easily on and off the board
- Steam tip allows you to have steam in hard-to-reach areas
- Sideways opening filling door
- Iron switches off automatically when left unattended

PHILIPS

Highlights

Safety auto off

Safety auto off

The Safety Auto-off function automatically switches off the Philips iron if it has not been used for 10 minutes, to save energy.

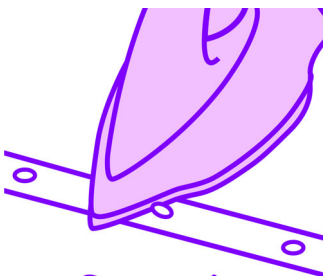
Double Active Calc System



Double active calc

Double Active Calc system of your Philips steam iron prevents scale build-up through anti scale pills and an easy to use calc clean function.

Steam tip



Steam tip

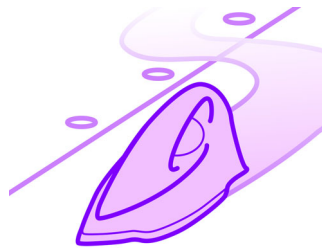
The unique steam tip of this Philips iron, combines a particularly pointed front of the soleplate with special elongated steam slots in the tip, to reach right into the smallest and most difficult areas for the best ironing results.

SteamGlide soleplate



SteamGlide soleplate is the best Philips soleplate for your steam iron. It has great scratch resistancy, glides excellent and is easy to clean.

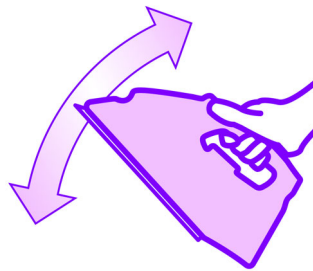
Easy to handle



Easy to handle

The Philips steam iron is designed to manoeuvre it easily over the garment and enabling you to reach easily even the hardest to reach areas.

Lightweight iron




The iron has an optimal weight of 1.6kg making it easy to constantly place the iron on the board and back to its heelrest.

2600 W for quick heat up

2600 W max

2600 W for quick heat up and powerful performance.

Continuous steam up to 50g



50g

Continuous steam output of up to 50 g/min gives you the perfect amount of steam to efficiently remove all creases.

Steam boost up to 180 g



180g boost

The iron's 180 g steam boost enables you to easily remove even the most stubborn creases.

Steam iron with SteamGlide soleplate and Safety auto off
180 g steam boost 50 g/min steam, 2600 W

GC4850/27

Specifications

Fast & powerful crease removal

- Continuous steam output: 50 g/min
- Steam boost: 180 g
- Variable steam settings
- Vertical steam
- Steam tip
- Soleplate: SteamGlide
- Spray
- Power: 2600 W

Easy to use

- Fast and easy filling

- Drip stop
- Water tank capacity: 350 ml
- Cord storage: Cord clip
- Power cord length: 2.5 m
- Safety auto off

Calc management

- Calc clean solution: Double active calc clean

Technical specifications

- Weight of iron: 1.6 kg
- Voltage: 220 - 240 V



Issue date 2013-08-17

Version: 15.4.1

EAN: 08 71010 35367 58

© 2013 Koninklijke Philips N.V.
All Rights reserved.

Specifications are subject to change without notice.
Trademarks are the property of Koninklijke Philips N.V.
or their respective owners.

www.philips.com