

# VAC digital 1.6



1. Level power indicator
2. Hepa filter indicator
3. Electrical protection indicator
4. Total hours of use
5. Bin full indicator
6. Motor maintenance indicator

## TECHNICAL CHARACTERISTICS

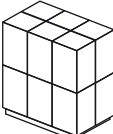
Power (W)	1600
Air-Flow (m <sup>3</sup> /h)	190
Waterlift (mm/H <sub>2</sub> O)	3100
Airwatts	591
HEPA filter surface area (cm <sup>2</sup> )	6000
Pro-Tecta filter surface area (cm <sup>2</sup> )	1300
Bin capacity (L)	20
Noise level (dB)	≤60
Weight (kg)	15

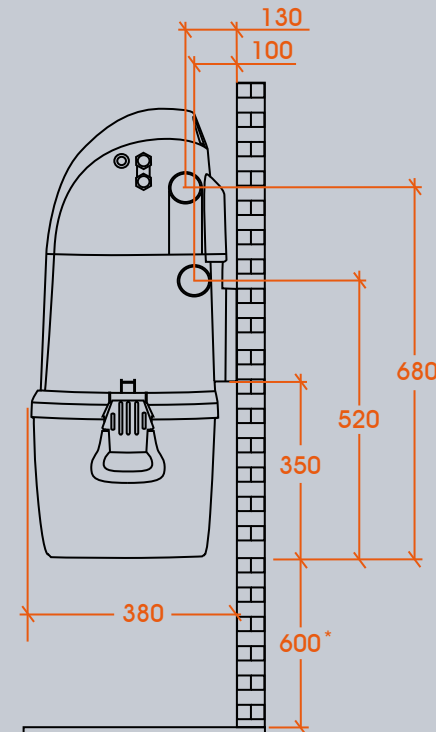
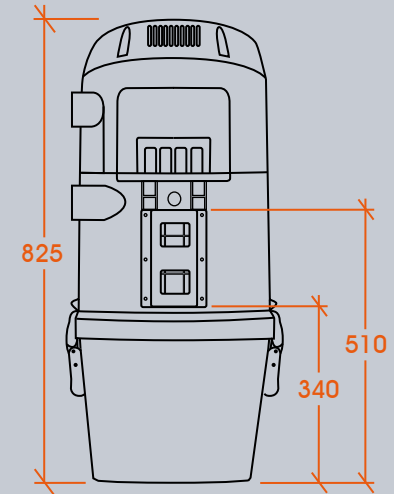
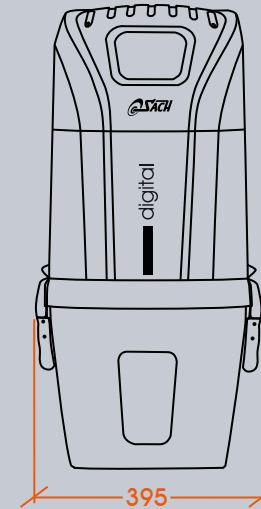
High speed By-Pass peripheral motor

## RECOMMENDATIONS FOR INSTALLATION

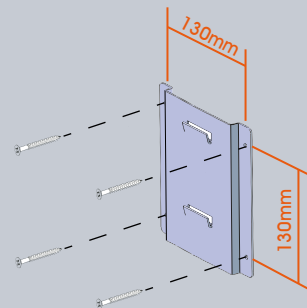
Dwelling size in m <sup>2</sup>	≤350
Furthest valve from the unit (lm)	30
Maximum number of inlet valves	8

Box size  39x46x89cm

Pallet size (12 pcs)  80x138x193cm



Wall hanger detail



\* Minimum space recommended to allow the dust container to be emptied comfortably.