

PHILIPS

Fully automatic
espresso machines

3100 series

6 Beverages

Integrated milk carafe

Silver

AquaClean



EP3551/10



One touch espresso and cappuccino exactly your way

Enjoy up to 5000 cups* of coffee without descaling

Get your perfect espresso and cappuccino from fresh beans thanks to the 100% ceramic grinders and select strength, temperature and length via the intuitive display. Your hot cappuccino is a one-touch job, thanks to the Integrated milk jug.

A variety of coffees customized to your taste

- Enjoy 6 beverages at your fingertips, including cappuccino
- Adjust the volume, 5 aroma strength and 5 grinder settings
- Decaffeinated with equal zest with the Powder Option
- One-touch Cappuccino and Latte Macchiato with milk carafe

Your fresh coffee experience

- 20,000 cups of finest coffee with durable ceramic grinders
- Adjust your coffee spout to fit any cup
- Smooth milk foam from the carafe frother

Enjoy your coffees every day with no hassle

- Up to 5000 cups* without descaling thanks to AquaClean
- Designed to maximize capacities in a compact footprint
- Easily operate your machine via the intuitive display
- Enjoy a great coffee with Auto-Rinse & guided descaling
- Clean milk residues after every use with milk clean function

Highlights

AquaClean filter




Our patented innovation, AquaClean water filter, ensures you make the most out of your fully automatic coffee machine. By changing the filter at machine request, you will not need to descale your machine for up to 5000* cups, while enjoying clear and purified water. Once AquaClean is installed in your coffee machine, the descaling notification alarm is automatically deactivated.

6 beverages



Enjoy a wide variety of drinks to suit any occasion. Whether you crave for an espresso, a coffee or a milk based recipe, your Super-automatic machine delivers a perfect in-cup result with no hassle and in no time!


Customize your coffees



This Fully-Automatic machine offers an abundance of indulgent options to customize your beverage to your taste. You can easily

personalize and memorize length, strength and temperature for each drink. Feel free to explore, experiment and dream up any drink!

Powder Option



Sometimes it's nice to have the option of a full-bodied, delicious coffee, without the caffeine kick. Thanks to the Powder Option you can make decaffeinated coffee whenever you please.

100% ceramic grinders



Our grinders are 100% pure ceramic: extremely hard and precise, so you can enjoy fresh aromatic coffee, for at least 20.000 cups.

Adjustable coffee spout




The adjustable spout on our espresso machines will fit every cup and thus prevents the coffee splashing or cooling down while pouring in your cup. This way your espresso is always served at the right temperature while maintaining a clean machine.

Latte Perfetto Technology




Every coffee you prepare will be topped with a silky, milk layer that beckons the taste buds. The milk carafe froths the milk twice, then pours a splash free creamy layer into your cup at just the right temperature. The carafe can also be stored conveniently in the fridge and it is incredibly hygienic.

High capacity & compact design



Enjoy more room and go longer without refill thanks to the high-capacity bean, water, and waste containers in a super-compact design. This smart, super-automatic machine provides you with maximum convenience and top notch performance thanks to a large capacity water tank, bean and waste container.

Intuitive Display



The intuitive display shows you all relevant information to easily interact with your machine and get the best performance. The icons will guide you through all customisation options and important maintenance activities.

Specifications

Design

Color: Silver

General specifications

Ease of cleaning & maintenance: AquaClean filter compatible

Milk Solution: Integrated Milk Carafe

User Interface: Basic Display

Technical specifications

Capacity milk carafe: 0.5 L

Capacity waste container: 15 servings

Frequency: 50 Hz

Max. cup height: 152 mm

Voltage: 230 V

Color & Finishing: Black

Cord length: >100 cm

Waste container: Frontal access

Water tank: Access from the top

Weight of product: 7.2 kg

Product dimensions: 215 x 330 x 429 mm

Coffee bean capacity: 250 g

Capacity water tank: 1.8 L

Customization

Aroma Strength Settings: 5

Grinder Settings: 5

Pre Brew Aroma control: No

User Profiles: 1

Temperature settings: 3

Coffee and Milk Length: Adjustable

Variety

Beverages: Espresso, Hot water, Cappuccino, Coffee, Milk froth, Latte Macchiato

Coffee Powder Option

Double Cup

Milk Double Cup: No

Other features

Auto-Rinse & Guided descaling

Main Switch ON / OFF button

Quick Heat Boiler

Removable brew group

