

# PHILIPS

Coffee maker

Grind & Brew

With glass jug

Integrated coffee grinder

Black & metal

With timer



HD7762/00



## Great coffee starts with freshly-ground beans The only Grind & Brew with two bean containers

Enjoy great coffee from freshly-ground beans with the Philips Grind & Brew coffee maker with integrated grinder. The unique duo-container allows you to switch between two types of beans. Wake up with fresh coffee, thanks to the timer

### Great taste and aroma

- Integrated bean grinder for freshly ground coffee
- Fresh bean duo-container for more variety
- Aroma twister circulates the coffee for an optimal taste
- Aroma seal to keep your beans fresh in the container

### Designed around you


- Strength select for adjusting the intensity of your coffee
- Grind selector knob for setting your favorite taste
- Also suitable for ground coffee
- Select easily the coffee settings with the LCD display
- Select easily the coffee settings with the brewing knob

### Easy to experience

- Timer to wake up with the smell of fresh coffee
- Drip stop to pour a cup of coffee whenever you like
- Water level indication for easy filling


# Highlights

## Integrated bean grinder




To have the delicious taste of freshly ground coffee, fresh coffee beans are grinded before brewing. This coffee maker has conical burr grinders to have the optimal grind size, which ensures the best taste.

## Fresh bean duo-container




With the duo-container you can store two types of coffee beans. Select which type of bean you want to use for brewing. You can choose between the two types of coffee beans, or create your own blend, by selecting both.

## Strength select




Adjust the intensity of your coffee from mild, medium or intense coffee.

## Easy selection of settings




Personalize the coffee taste, by choosing between 9 grind size options. Select a fine grind for a stronger coffee taste or coarse grind for a lighter, smooth filter coffee.

## Ground coffee brew



You can also use ground coffee instead of coffee beans. The grind-off function disables the grinder and you can simply fill ground coffee into the filter.

## Aroma twister



This smart nozzle inside the jug circulates the inflowing coffee evenly through the jug for an optimal and consistent aroma, from the first to the last cup.

## Adjustable keep-warm time



Select how long you want your coffee to stay hot after brewing. You can adjust the automatic shut-off time from 10 minutes up to 2 hours.

## Timer



Wake up with the smell of fresh coffee thanks to the timer. Prepare your coffee maker, set the time, and a fresh jug of coffee is brewed at the time you desire.

## Water level indication



Fill the water tank easily and precisely with the water level indication.

## Drip stop



The drip stop allows you to pour a cup of coffee before the full brewing cycle is finished.

# Specifications

## Accessories

Included: Glass jug

## Sustainability

Power consumption brewing: 1000 W

## Weight and dimensions

Dimensions of product (WxDxH): 212 x 277 x 440 mm

Weight incl. packaging: 6.2 kg

Weight of product: 4.6 kg

## Design

Color: Black, Silver

## Technical specifications

Water boilers: 0

Voltage: 220V - 240 V

Frequency: 50 Hz

Brewing time for a jug: 10 min

Capacity water tank: 8 - 12 cups

Capacity water tank: 1.2 L

Coffee temperature: 80 - 85 degree

Cord length: 0.85 m

Pump pressure: No pump bar

## Country of origin

Made in: China

## Finishing

Material water tank: Plastic

Material of main body: Stainless steel & plastic

## General specifications

Coffee drinks: Drip filter coffee

Suitable for: Whole coffee beans, ground coffee powder

Customizing per drink: Adjustable coffee strength

Ease of cleaning & maintenance: Dishwasher-safe parts, Removable filter holder

Ease of use and comfort: 2 bean containers, Automatic shut-off, Display, Drip stop, Water level indication

Grinder settings: 3

Type of display: LCD

## Service

2-year guarantee

