



### Philips Grind & Brew Coffee maker

- With glass jug
- Integrated coffee grinder
- Black and metal
- With timer



HD7762/00

## Change and mix beans to your taste!

The only Grind and Brew with two bean containers

This very compact Grind & Brew coffee maker with grinder comes with a modern design and a unique brewing control knob to easily set your preferences for great tasting coffee.

#### Great taste and aroma

- Integrated bean grinder for freshly ground coffee
- Fresh bean duo-container for more variety
- Bean selector for choosing between 3 types of coffee blends
- Aroma twister circulates the coffee for optimal taste

#### Designed around you

- Strength select for adjusting the intensity of your coffee
- Grind selector knob for setting your favourite taste
- Grind-off function for using ground coffee
- Easily select coffee settings with the LCD display

#### Easy to experience

- Timer to wake up with the smell of fresh coffee
- Drip stop to pour a cup of coffee whenever you like
- Water level indication for easy filling
- Swing filter holder for easy filling of coffee

# PHILIPS


# Highlights

## Integrated bean grinder




To give the delicious taste of freshly ground coffee, fresh coffee beans are ground before brewing. This coffee maker has conical burr grinders to give the optimal grind size, which ensures the best taste.

## Fresh bean duo-container




With the duo-container you can store two types of fresh beans. This allows you to enjoy a wider variety of coffee beans.

## Bean selector



Enjoy a variety of 3 types of coffee blends by selecting which beans to use to brew the coffee. You can choose between the two types of coffee beans, or create your own blend by mixing them together.

## Strength select




Adjust the intensity of your coffee to mild, medium or intense coffee.

## Easy selection of settings




Thanks to the LCD display and unique brewing knob, you can easily select the coffee settings you prefer, including the number of cups, coffee strength and timer.

## Ground coffee brew



You can also use ground coffee instead of coffee beans. The grind-off function disables the grinder and you can simply fill the filter with ground coffee.

## Aroma twister



This smart nozzle inside the jug circulates the inflowing coffee evenly through the jug for an optimal and consistent aroma, from the first to the last cup.

## Adjustable keep-warm time



Select how long you want your coffee to stay hot after brewing. You can adjust the automatic shut-off time from 30 minutes up to 2 hours.

## Timer



Wake up to the smell of fresh coffee thanks to the timer. Prepare your coffee maker, set the time and a fresh jug of coffee is brewed at the time you choose.

# Specifications

## Accessories

- Included: Glass jug

## Sustainability

- Power consumption brewing: 1000 W

## Weight and dimensions

- Dimensions of product (W x D x H): 212 x 277 x 440 mm
- Weight incl. packaging: 6.2 kg
- Weight of product: 4.6 kg

## Design

- Colour: Black, Silver

## Technical specifications

- Water boilers: 0
- Voltage: 230 V
- Frequency: 50 Hz
- Brewing time for a jug: 10 min
- Capacity water tank: 8 - 12 cups
- Capacity water tank: 1.2 l
- Coffee temperature: 80 - 85 degree
- Cord length: 0.85 m
- Pump pressure: No pump Bar

## Country of origin

- Made in: China

## Finishing

- Material water tank: Plastic
- Material of main body: Stainless steel and plastic

## General specifications

- Coffee drinks: Drip filter coffee
- Compatible coffee serving: Whole coffee beans, ground coffee powder
- Customise each drink: Adjustable coffee strength
- Ease of cleaning and maintenance: Dishwasher-safe parts, Removable filter holder
- Ease of use and comfort: 2 bean containers, Automatic shut-off, Display, Drip stop, Water level indication
- Grinder settings: 3
- Type of display: LCD

## Service

- 2 year guarantee

